

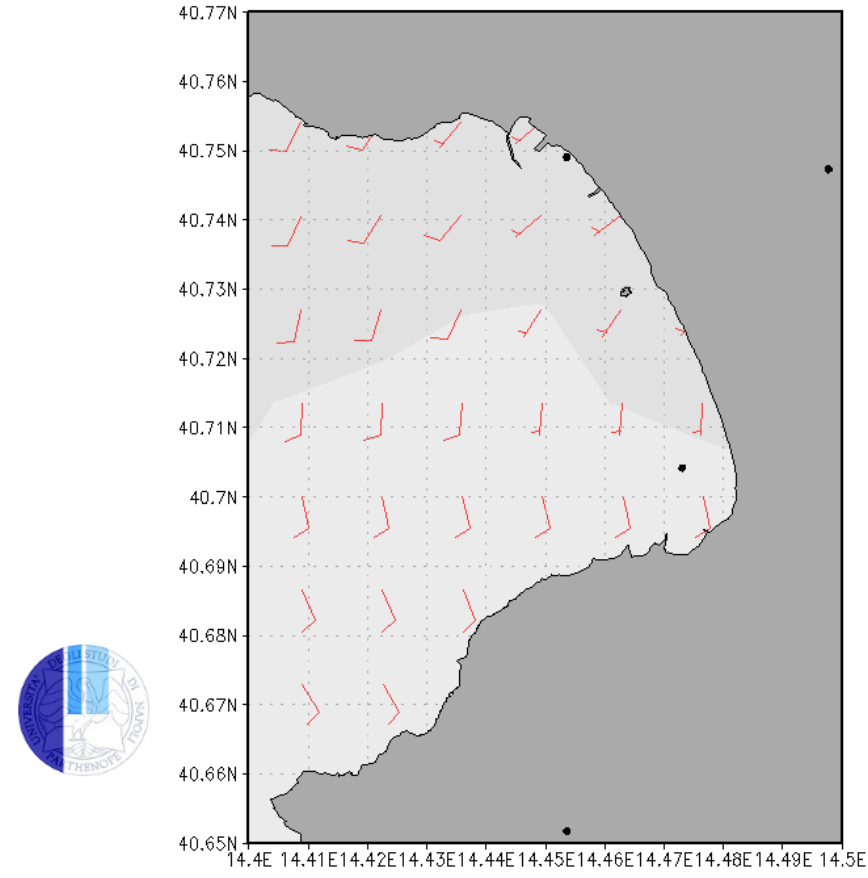
# Table Forecast

## Golfo di Castellammare di Stabia

[Switch to WeatherForecast](#)














[Switch to TimeSeries](#)

Forecast: 11Z10MAR2018 Golfo di Castellammare di Stabia





<http://meteo.uniparthenope.it>



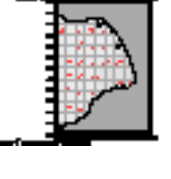

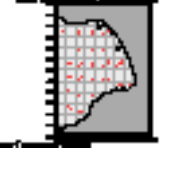

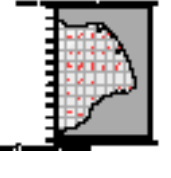





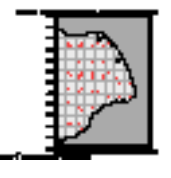



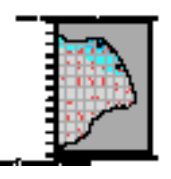

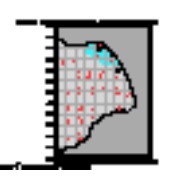



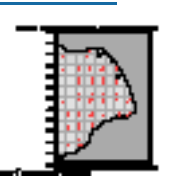

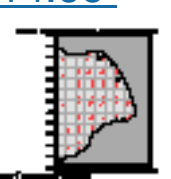

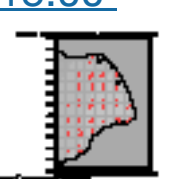

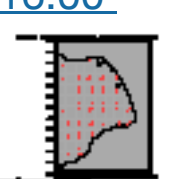

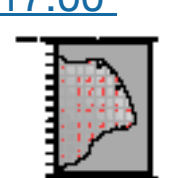

10/03/2018 Saturday	Pressure hPa	Temperature °C	Wind Chill °C	Humidity; %	Rainfall mm	Wind Knots
<a href="#">01:00</a> 	1017.9	9	8	87.4	0.0	E-3
<a href="#">02:00</a> 	1017.9	9	8	86.6	0.0	SE-3
<a href="#">03:00</a> 	1018.0	9	8	85.6	0.0	SE-3
<a href="#">04:00</a> 	1018.0	9	8	83.1	0.0	E-3
<a href="#">05:00</a> 	1018.2	9	8	82.6	0.0	ESE-3
<a href="#">06:00</a> 	1017.9	9	8	83.6	0.0	ESE-4
<a href="#">07:00</a> 	1017.6	10	8	82.2	0.0	SE-6
<a href="#">08:00</a> 	1017.9	11	10	80.4	0.0	ESE-6
<a href="#">09:00</a> 	1018.5	13	12	75.5	0.0	SE-4
<a href="#">10:00</a> 	1019.0	14	13	75.7	0.0	SSE-5





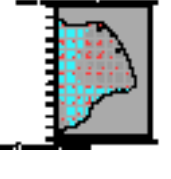

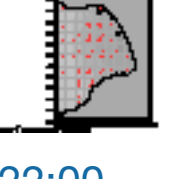





<a href="#">11:00</a>		1019.1	14	13	75.8	0.0	S-7
<a href="#">12:00</a>		1018.6	15	14	75.0	0.0	S-9
<a href="#">13:00</a>		1018.0	16	15	71.7	0.0	S-8
<a href="#">14:00</a>		1018.0	16	15	72.5	0.0	S-9
<a href="#">15:00</a>		1017.7	16	15	73.4	0.0	S-8
<a href="#">16:00</a>		1017.3	16	15	72.5	0.0	S-8
<a href="#">17:00</a>		1017.0	15	14	76.1	0.0	S-7
<a href="#">18:00</a>		1016.8	14	13	81.6	0.0	SE-6
<a href="#">19:00</a>		1017.3	13	12	82.8	0.0	E-6
<a href="#">20:00</a>		1017.4	12	11	85.7	0.0	E-6
<a href="#">21:00</a>		1016.8	12	11	89.7	0.0	ENE-6
<a href="#">22:00</a>		1016.9	11	10	91.3	0.0	ENE-5
<a href="#">23:00</a>		1017.1	11	10	91.3	0.0	E-5

11/03/2018  
Sunday

Pressure hPa      Temperature °C      Wind Chill °C      Humidity; %      Rainfall mm      Wind Knots

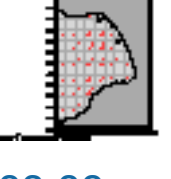



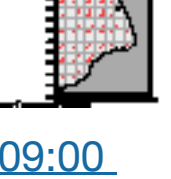











<a href="#">00:00</a>		1017.2	11	10	91.0	0.0	E-4
<a href="#">01:00</a>		1016.6	11	10	91.5	0.0	ESE-5
<a href="#">02:00</a>							

		1015.8	11	10	89.1	0.0	E-6
<a href="#">03:00</a>							
		1015.1	11	10	88.4	0.0	E-6
<a href="#">04:00</a>							
		1014.4	11	10	86.4	0.0	E-6
<a href="#">05:00</a>							
		1013.6	12	10	84.2	0.0	E-8
<a href="#">06:00</a>							
		1012.7	12	10	82.6	0.0	ESE-9
<a href="#">07:00</a>							
		1012.1	13	11	78.2	0.0	E-11
<a href="#">08:00</a>							
		1012.1	15	14	72.3	0.0	ESE-10
<a href="#">09:00</a>							
		1011.8	17	16	66.5	0.0	SE-11
<a href="#">10:00</a>							
		1011.5	18	17	62.8	0.0	SE-12
<a href="#">11:00</a>							
		1011.9	18	18	62.6	0.3	SSE-13
<a href="#">12:00</a>							
		1011.9	18	17	62.2	0.2	SSE-14
<a href="#">13:00</a>							
		1011.3	18	17	63.3	0.0	SSE-16
<a href="#">14:00</a>							
		1010.3	18	17	64.2	0.0	S-17
<a href="#">15:00</a>							
		1009.4	18	17	65.9	0.0	SSE-16
<a href="#">16:00</a>							
		1008.8	18	17	68.7	0.0	S-15
<a href="#">17:00</a>							
		1009.2	16	15	76.4	0.0	S-11
<a href="#">18:00</a>							

		1008.9	15	14	84.8	0.1	S-11
<a href="#">19:00</a>							
		1009.2	15	14	87.9	0.2	S-10
<a href="#">20:00</a>							
		1009.9	14	13	92.9	0.3	SSW-11
<a href="#">21:00</a>							
		1009.9	14	13	93.2	0.3	SSW-8
<a href="#">22:00</a>							
		1009.6	14	13	92.4	0.2	S-9
<a href="#">23:00</a>							
		1010.1	14	12	94.5	0.0	SSW-10

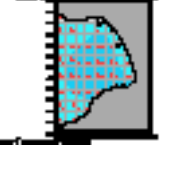
12/03/2018  
Monday

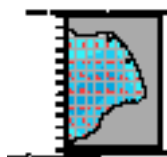




**Pressure hPa**      **Temperature °C**      **Wind Chill °C**      **Humidity; %**      **Rainfall mm**      **Wind Knots**

<a href="#">00:00</a>							
		1010.3	14	12	95.0	0.1	SSW-10
<a href="#">03:00</a>							
		1009.2	13	11	94.3	0.0	SSW-10
<a href="#">06:00</a>							
		1008.3	12	9	95.9	0.0	SSW-10
<a href="#">09:00</a>							
		1008.8	13	11	83.3	1.0	SW-14
<a href="#">12:00</a>							
		1008.1	14	11	77.6	0.9	WSW-16
<a href="#">15:00</a>							
		1007.7	13	11	74.4	0.3	WSW-15
<a href="#">18:00</a>							
		1008.1	12	10	80.6	0.8	WSW-14
<a href="#">21:00</a>							
		1009.1	12	10	81.7	0.4	WSW-13

13/03/2018  
Tuesday



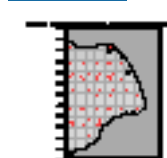

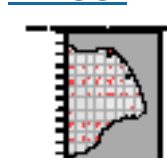

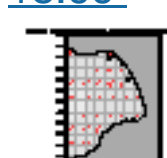

**Pressure hPa**      **Temperature °C**      **Wind Chill °C**      **Humidity; %**      **Rainfall mm**      **Wind Knots**

<a href="#">00:00</a>							
		1010.3	11	9	81.5	0.4	W-11
<a href="#">06:00</a>							

		1010.3	11	8	85.3	0.6	WNW-11
<a href="#">12:00</a>							
		1013.1	13	11	75.7	0.4	W-16
<a href="#">18:00</a>							
		1013.0	12	9	76.9	0.0	W-15

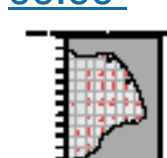

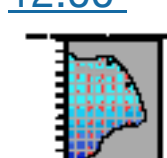

**14/03/2018**  
**Wednesday**

		<b>Pressure hPa</b>	<b>Temperature °C</b>	<b>Wind Chill °C</b>	<b>Humidity; %</b>	<b>Rainfall mm</b>	<b>Wind Knots</b>
--	--	-------------------------	---------------------------	--------------------------	------------------------	------------------------	-----------------------

<a href="#">00:00</a>			1014.5	11	8	82.9	0.0	W-9
<a href="#">06:00</a>								
		1013.5	10	8	83.7	0.0	SW-9	
<a href="#">12:00</a>								
		1014.9	13	12	78.1	0.0	WSW-7	
<a href="#">18:00</a>								
		1014.2	12	11	93.8	0.0	WSW-5	

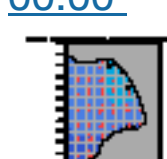

**15/03/2018**  
**Thursday**

		<b>Pressure hPa</b>	<b>Temperature °C</b>	<b>Wind Chill °C</b>	<b>Humidity; %</b>	<b>Rainfall mm</b>	<b>Wind Knots</b>
--	--	-------------------------	---------------------------	--------------------------	------------------------	------------------------	-----------------------

<a href="#">00:00</a>			1015.4	11	9	90.7	0.0	SSE-6
<a href="#">12:00</a>								
		1010.6	13	11	81.0	1.2	SSE-16	

**16/03/2018**  
**Friday**

		<b>Pressure hPa</b>	<b>Temperature °C</b>	<b>Wind Chill °C</b>	<b>Humidity; %</b>	<b>Rainfall mm</b>	<b>Wind Knots</b>
--	--	-------------------------	---------------------------	--------------------------	------------------------	------------------------	-----------------------

<a href="#">00:00</a>			1006.6	14	12	89.0	0.7	SSE-13
-----------------------	--	---	--------	----	----	------	-----	--------